










Butterfly Gardening Tips

When creating your own butterfly garden, here are a few tips that can help make your garden enjoyable to both you and butterflies:

-  Most butterflies like the sun. Locate the sunniest area possible to start your garden. A few butterflies will be found on the edge of woods, but need open areas to fly.
-  Perhaps the biggest tip is **DO NOT USE ANY PESTICIDES**. A butterfly garden is to be appreciated for the natural beauty. Not only will pesticide rid your garden of butterflies, but they also kill off natural predators and other beneficial insects. Observe and appreciate your garden for what it is, a sanctuary where animals and plants interact naturally.
-  Try to build your garden in an area protected from the wind. It's hard for butterflies to move about in strong winds. Trellises, rows of dense shrubs or short brick walls can help provide shelter for butterflies. Protected areas also allow for the natural feeding and egg laying of butterflies.
-  Plan your garden so that there are clusters of flowers. Butterflies have poor eyesight (at least for locating objects at a distance). It's easier for them to notice large groupings of colors and shapes when planted together. Each cluster will also provide lots of nectar for the adults.
-  A bowl of wet sand or mud puddles is often appreciated. Male butterflies love to congregate around watering holes.
-  Rotting fruit and tree sap are also great attractants to certain types of butterflies. As an added bonus, try adding a few rocks into your garden and spread this concoction on them: a mixture of mashed rotten bananas, molasses, sugar, stale beer (if you like), and fruit juices all mixed in water. It's a recipe that only a butterfly could love.
-  Incorporate plants of different but overlapping blooming seasons. Try plants that can be used as host plants for eggs and caterpillars as well as nectar sources for adults.
-  Do some homework when picking plants for the garden. Watch the butterflies in your area to see what flowers you see them on then incorporate them into your garden. Know how much sun is needed, height, bloom time and hardiness zone of the plants. Some plants may need room to spread. Others you may have to take precautions that they do not

spread out of control. Some plants will need certain soil type to grow. Check your local nurseries to see if they carry the plants or if they can order the plants for you.

 If you plant flowers to attract butterflies, you will also attract other insects. All types of bees will show up on plants that are nectar sources for butterflies. Some plants will also attract birds.

GET A GOOD BUTTERFLY BOOK. Some books you may want to see about getting are: “*Stokes Butterfly Book, the Complete Guide to Butterfly Gardening, Identification and Behavior*” by Donald and Lillian Stokes. “*Butterflies, How to Identify and Attract Them to Your Garden*” by Marcus Schneck. “*Butterflies through Binoculars East*” by Jeffrey Glassberb. “*Peterson Field Guides Eastern Butterflies*” by Paul A. Opler & Vichai Malikul.

Plants you may think of planting for butterflies:

(Food plants- for larvae, nectar plants- for adults)

<u>Common name</u>	<u>scientific name</u>	<u>annual/perennial</u>	<u>food/nectar source</u>
Ageratum	<i>Eupatorium</i> spp.	perennial/annual	nectar
Alfalfa	<i>Medicago sativa</i>	perennial	food & nectar
Alyssum	<i>Lobularia maritima</i>	annual	nectar
Apple	<i>Malus</i> spp.	tree	food
Aspen	<i>Populus</i> Spp.	tree	food
Bachelors Button	<i>Centaurea</i> spp.	perennial/annual	nectar
Beans	<i>Phaseolus</i> spp.	vegetable	food
Bee Balm	<i>Monarda didyma</i>	perennial	nectar
Birch	<i>Betula</i> spp.	tree	food
Black-eyed Susan	<i>Rudbeckia hirta</i>	perennial	nectar
Blanket flower	<i>Gaillardia</i> spp.	perennial	nectar
Blazing star	<i>Liatris spicata</i>	perennial	nectar
Blueberry	<i>Vaccinium</i> spp.	shrub	food
Blue Globe Thistle	<i>Echinops bannaticus</i>	perennial	nectar
Boneset	<i>Eupatorium perfoliatum</i>	wildflower	nectar
Button Bush	<i>Cephalanthus occidentalis</i>	perennial, bush	nectar
Butterfly Bush	<i>Buddleia</i> spp.	shrub	nectar
Butterfly weed	<i>Asclepias tuberosa</i>	perennial	food & nectar
Cabbage, broccoli	<i>Brassica</i> spp.	vegetable	food
Carrots	<i>Daucus carota</i> var. <i>sativus</i>	vegetable	food
Catmint	<i>Nepeta x faassenii</i>	perennial	nectar
Cherry, plum	<i>Prunus</i> spp.	trees	food
Clethra, Summersweet	<i>Clethra alnifolia</i>	shrub	nectar
Clover	<i>Trifolium</i> spp.	Wildflower	food & nectar

Common Milkweed	<i>Asclepias syriaca</i>	wildflower	food
Coreopsis	<i>Coreopsis grandiflora</i>	perennial	nectar
Cosmos	<i>Cosmos</i> spp.	annual	nectar
Creeping Thyme	<i>Thymus serpyllum</i>	annual	food
Dahlias	<i>Dahlia</i> spp.	perennial, tender	nectar
Dame's Rocket	<i>Hesperis matronalis</i>	perennial	nectar
Day lilies	<i> Hemerocallis</i> spp.	perennial	nectar
Dianthus, Zing Rose	<i>Dianthus</i> spp.	perennial	nectar
Dianthus	<i>Dianthus</i> spp.	annual	nectar
Dianthus, Pin cushion	<i>Dianthus</i> spp.	perennial	nectar
Dill	<i>Anethum graveolens</i>	annual	food & nectar
Dogbane	<i>Apocynum</i> spp.	wildflower	food
Dogwood	<i>Cornus</i> spp.	tree	food
Elm	<i>Ulmus</i> spp.	tree	food
Everlasting	<i>Gnaphalium</i> spp.	wildflower	food
Fall Mums	<i>Chrysanthemum morifolium</i>	perennial	nectar
False foxglove	<i>Aureolaria pedicularia</i>	perennial	food
False indigo	<i>Amorpha</i> spp.	shrub	food
False Spirea	<i>Astilbe chinensis</i>	perennial	nectar
False Sunflower	<i>Heliopsis helianthoides</i>	perennial	nectar
Goldenrod	<i>Solidago</i> spp.	perennial	nectar
Golden Marguerite	<i>Anthemis tinctoria</i>	annual	nectar
Hackberry	<i>Celtis</i> spp.	tree	food
Heliotrope	<i>Heliotropium arborescens</i>	annual	nectar
Hollyhocks	<i>Alcea</i> spp.	perennial	food
Hops	<i>Humulus</i> spp.	perennial	food
Ironweed	<i>Vernonia fasciculata</i>	wildflower	food & nectar
Joe Pye Weed	<i>Eupatorium</i> spp.	perennial	nectar
Lantana	<i>Lantana</i> spp.	annual	nectar
Lavender	<i>Lavendula angustifolia</i>	perennial	nectar
Lily	<i>Lilium</i> spp.	perennial	nectar
Locust	<i>Robinia</i> spp.	tree	food
Lupine	<i>Lupinus perennis</i>	wildflower	food
Marigold	<i>Tagetes</i> spp.	annual	nectar
Marsh milkweed	<i>Asclepias incarnata</i>	perennial	food & nectar
Mealy cup sage	<i>Salvia farinacea</i>	annual	nectar
Mexican Hat	<i>Ratibida columnifera</i>	perennial	nectar
Mexican sunflower	<i>Tithonia grandiflora</i>	annual	nectar
Mints	<i>Mentha</i> spp.	perennial	nectar
Moonbeam coreopsis	<i>Coreopsis verticillata</i>	perennial	nectar
New England Aster	<i>Aster novae-angliae</i>	perennial	nectar
Nicotiana	<i>Nicotiana alata</i>	annual	nectar
Oak	<i>Quercus</i> spp.	tree	food
Obedient plant	<i>Physostegia virginiana</i>	perennial	nectar

Oregano	<i>Origanum</i> spp.	perennial	nectar
Parsley	<i>Petroselinum crispum</i>	biannual	food
Paw Paw	<i>Asimina</i> spp.	tree	food
Plantain	<i>Plantago</i> spp.	wildflower	food & nectar
Petunia	<i>Petunia x hybrida</i>	annual	nectar
Phlox	<i>Phlox paniculata</i>	perennial	nectar
Pipevine	<i>Aristolochia</i> spp.	vine	food
Privet	<i>Ligustrum</i> spp.	shrub	nectar
Purple coneflower	<i>Echinacea purpurea</i>	perennial	nectar
Queen Ann's Lace	<i>Daucus carota</i> var.	wildflower	food & nectar
Redbud	<i>Cercis Canadensis</i>	tree	food
Red clover	<i>Trifolium pretense</i>	wildflower	nectar
Rhea/Salvia	<i>Salvia</i> spp.	annual	nectar
Rue	<i>Ruta graveolens</i>	perennial	food
Russian sage	<i>Perovskia artiplicifolia</i>	perennial	nectar
Salvia/ Violet sage	<i>Salvia x superba</i>	perennial	nectar
Sedum, Autumn Joy	<i>Sedum</i> spp.	perennial	nectar
Sedum/Stonecrop	<i>Sedum</i> spp.	perennial	nectar
Senna	<i>Cassia</i> spp.	wildflower	food
Shasta daisy	<i>Chrysanthemum superbum</i>	perennial	nectar
Snapdragon	<i>Antirrhinum</i> spp.	annual	nectar
Sneezeweed	<i>Helenium</i> spp.	perennial	food & nectar
Speedwell	<i>Veronica</i> spp.	perennial	nectar
Spicebush	<i>Lindera benzoin</i>	shrub	food
Spiderfower	<i>Cleome hassleriana</i>	annual	nectar
Sunflower	<i>Helianthus</i> spp.	annual	nectar
Sweet fennel	<i>Foeniculum vulgare</i>	perennial	food
Sweet Marjoram	<i>origanum marjorana</i>	perennial	nectar
Sweet pea	<i>Lathyrus adoratus</i>	annual	food & nectar
Sweet William	<i>Dianthus barbatus</i>	biannual	nectar
Verbena	<i>Verbena regida</i>	perennial	nectar
Veronica	<i>Veronica</i> spp.	perennial	nectar
Violet	<i>Viola</i> spp.	perennial	food
Wild Bergamot	<i>Monarda fistulosa</i>	wildflower	nectar
Willow	<i>Salix</i> spp.	tree	food
Winter cress	<i>Barnarea vulgaris</i>	perennial	food & nectar
Wormwood	<i>Artemisia</i> spp.	perennial	food & nectar
Yarrow	<i>Achillea millefolium</i>	perennial	nectar
Yellow coneflower	<i>Ratibida pinnata</i>	perennial	nectar
Zinnias	<i>Zinnia</i> spp.	annual	nectar